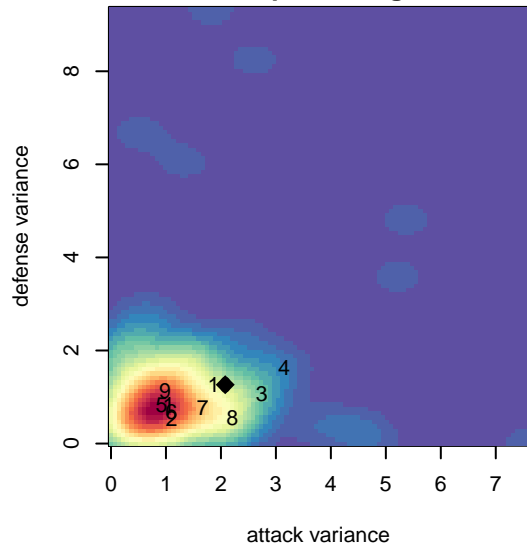
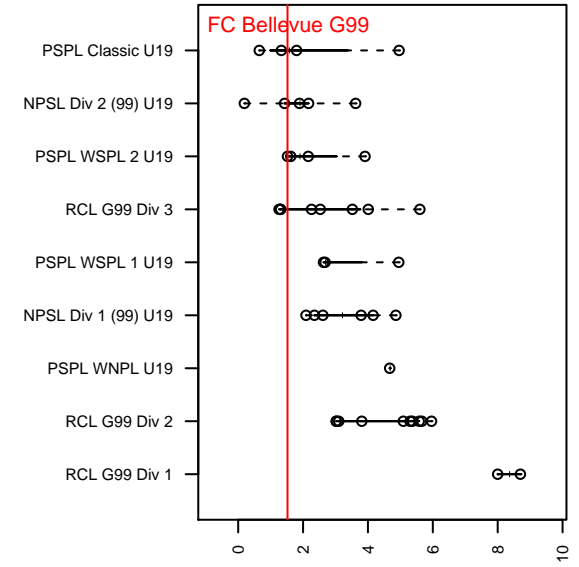
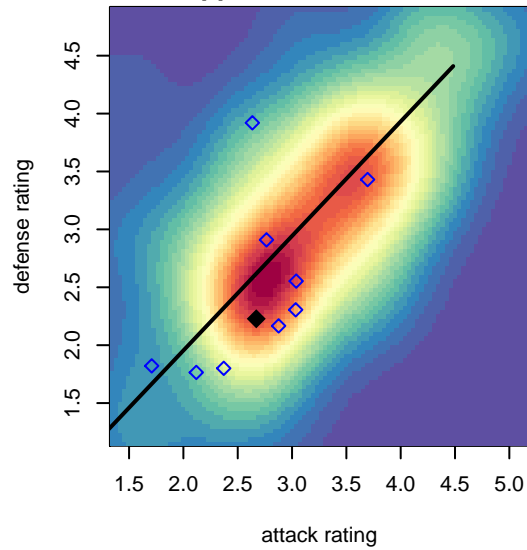


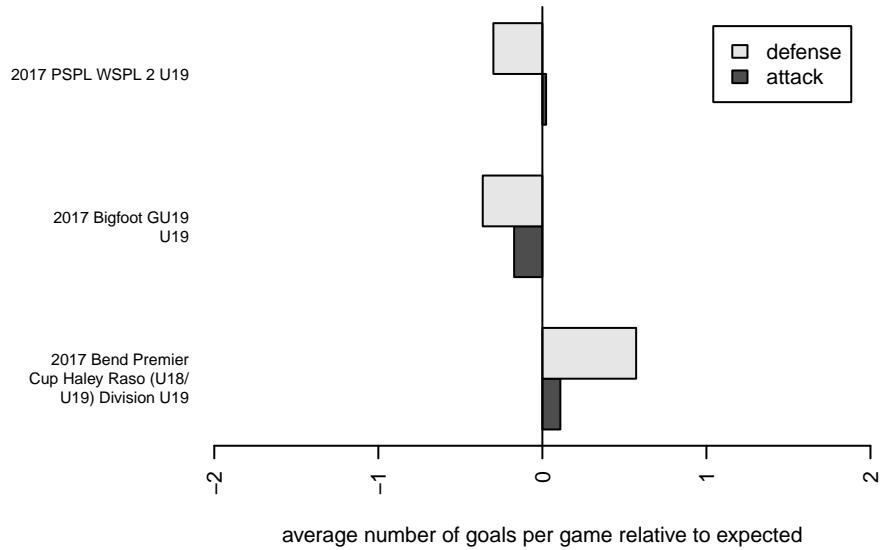
**attack and defense variance (black dot)
relative to other teams
and top 10 in region**



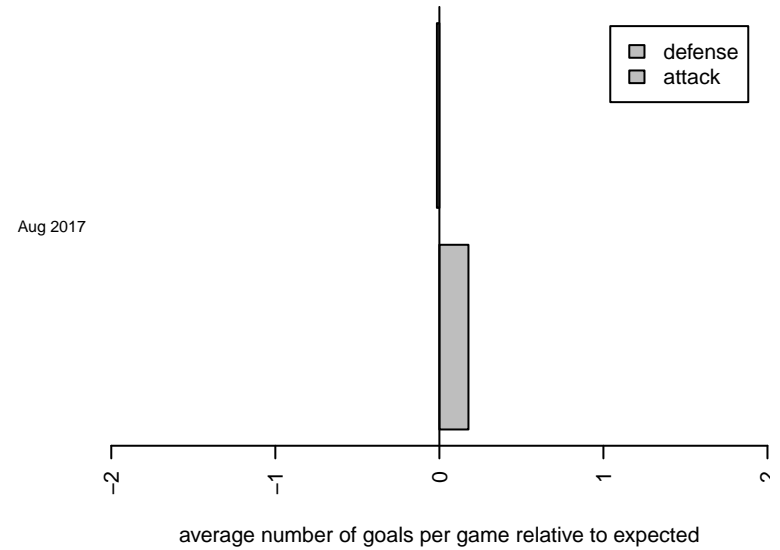
**attack and defense rating
relative to others at age
and all opponents in last 13 months**



Performance relative to 13 month average



Performance relative to 13 month average



date	home		away		venue	pred.home	pred.away
2017-12-03	FC Bellevue G99	1	FC Edmonds Fusion G99	2	2017 PSPL WSPL 2 U19	1.48	2.24
2017-12-02	SGESC Fusion Navy G00	2	FC Bellevue G99	0	2017 PSPL WSPL 2 U19	1.89	1.10
2017-08-19	FC Bellevue G99	0	Kent United Green G00	4	2017 Bigfoot GU19 U19	1.71	1.88
2017-08-18	Crossfire Select Toon G00	0	FC Bellevue G99	1	2017 Bigfoot GU19 U19	0.80	2.24
2017-08-17	FC Edmonds Crew G00	1	FC Bellevue G99	5	2017 Bigfoot GU19 U19	1.22	2.57
2017-08-13	Bend FC Timbers Red G99	5	FC Bellevue G99	0	2017 Bend Premier Cup Haley Raso (U18/U1	4.43	0.74
2017-08-12	Pacific FC Orange G00	2	FC Bellevue G99	3	2017 Bend Premier Cup Haley Raso (U18/U1	2.31	1.17
2017-08-12	FC Bellevue G99	1	FC Edmonds Fusion G99	1	2017 Bend Premier Cup Haley Raso (U18/U1	1.48	2.24
2017-08-11	FC Bellevue G99	1	Pacific FC Orange G00	1	2017 Bend Premier Cup Haley Raso (U18/U1	1.17	2.31
2017-08-06	FC Bellevue G99	5	RSA Elite G00	0	2017 PSPL WSPL 2 U19	2.85	0.52
2017-08-05	FC Bellevue G99	0	West Narrows FC Blue G99	3	2017 PSPL WSPL 2 U19	0.48	1.15